



lumini Solucoes em Iluminacao LTDA
www.lumini.com.br
Email:laboratorio@lumini.com.br
Tel:+55 11 3437-5555 Fax:+55 11 3437-5555
Address:Rua Ferreira Viana, 716 - Socorro - São Paulo/SP

lumini

LumCAT:

Luminaire: e-cone s fibra

LampCAT: modulo led dtw 12W 27K irc 90

Ballast type: led driver 700mA

Report No:

Voltage(V): 127.0900

Test No:

Current(A): 0.1410

Number of Lamps: 1

Power (W): 15.5680

Lamp flux(lm): 924.0

PF: 0.8720

Length(mm): 670

Width(mm): 670

Phm Type: C

Height(mm): 0

Photometric Results

Lumens(lm): 543.99, Efficiency(%): 58.87% , Luminous Efficacy(lm/W): 34.94

Central intensity(cd): 417.587, Maximum intensity(cd): 417.587

Angle of maximum intensity: C=0.0 γ =0.0

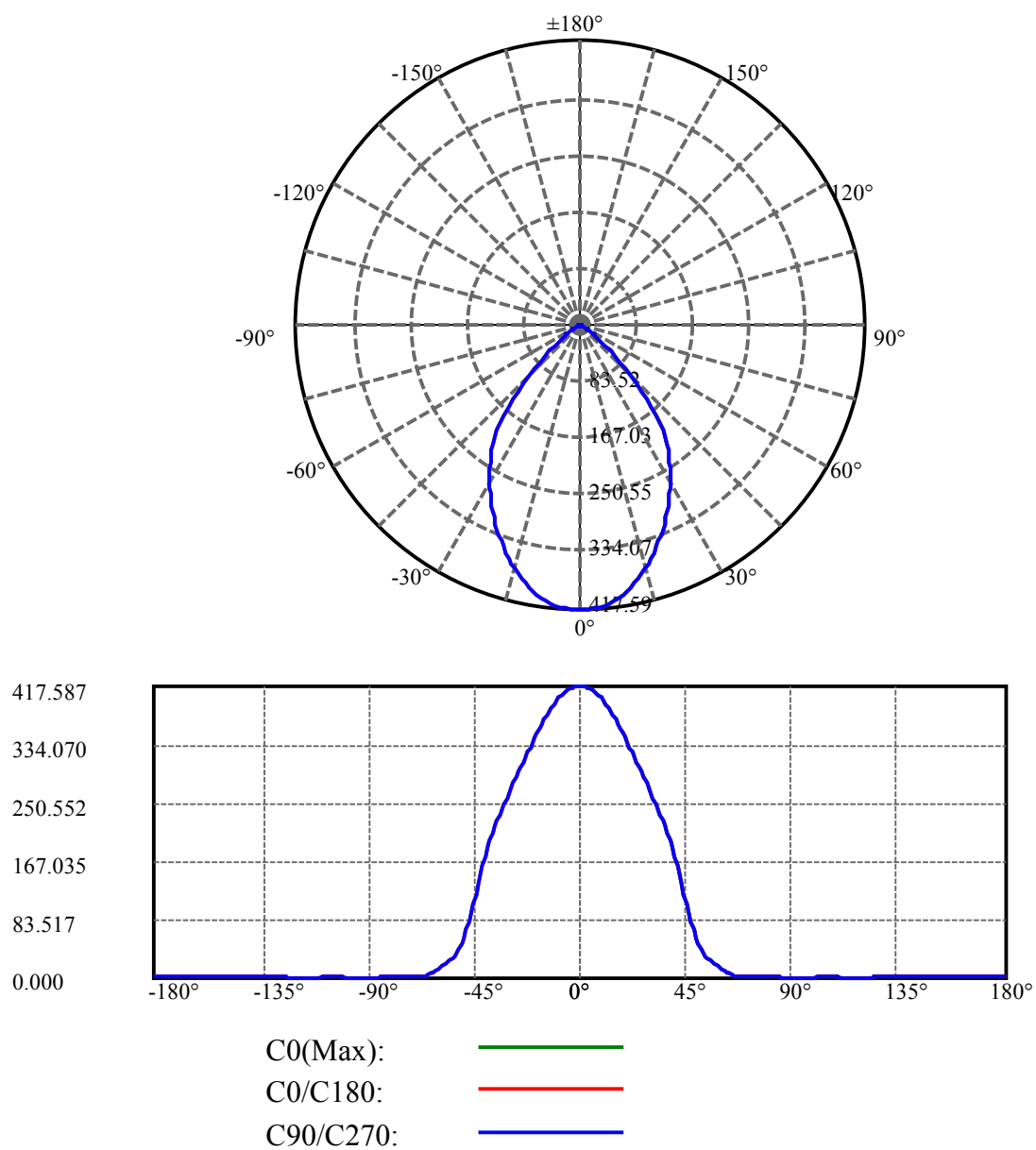
Beam angle of C0 plane : 73.59

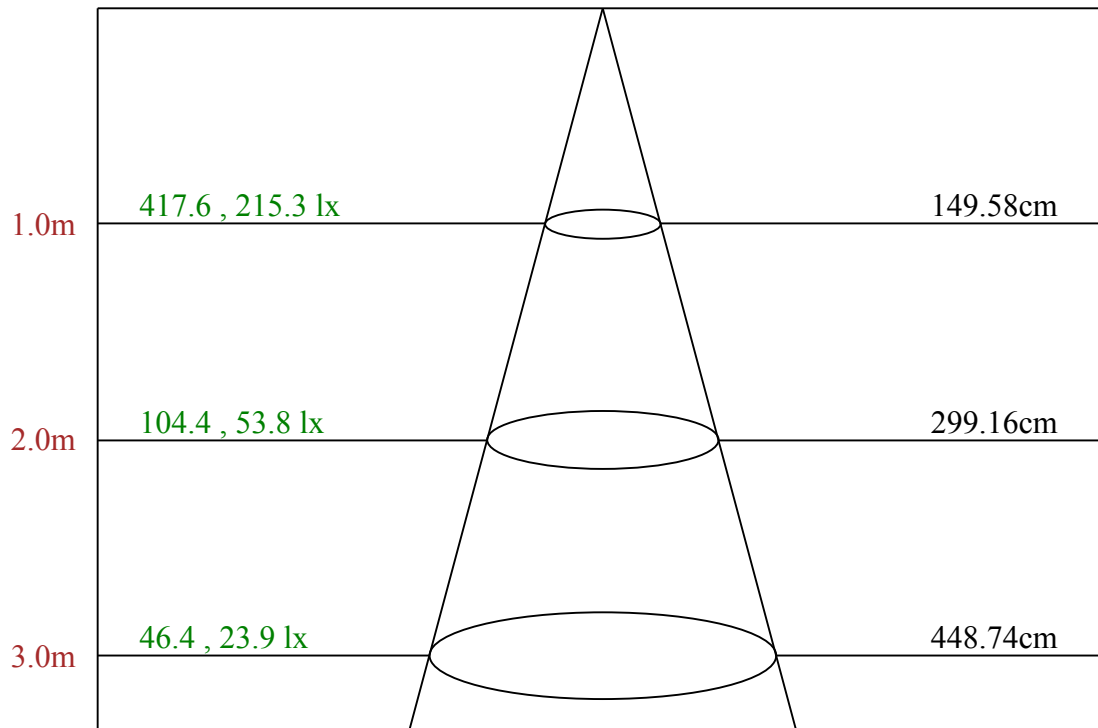
Aveage BeamAngle(IEC 61341):73.59

Equipment: equipamento lumini
Temperature(°C): 26.8

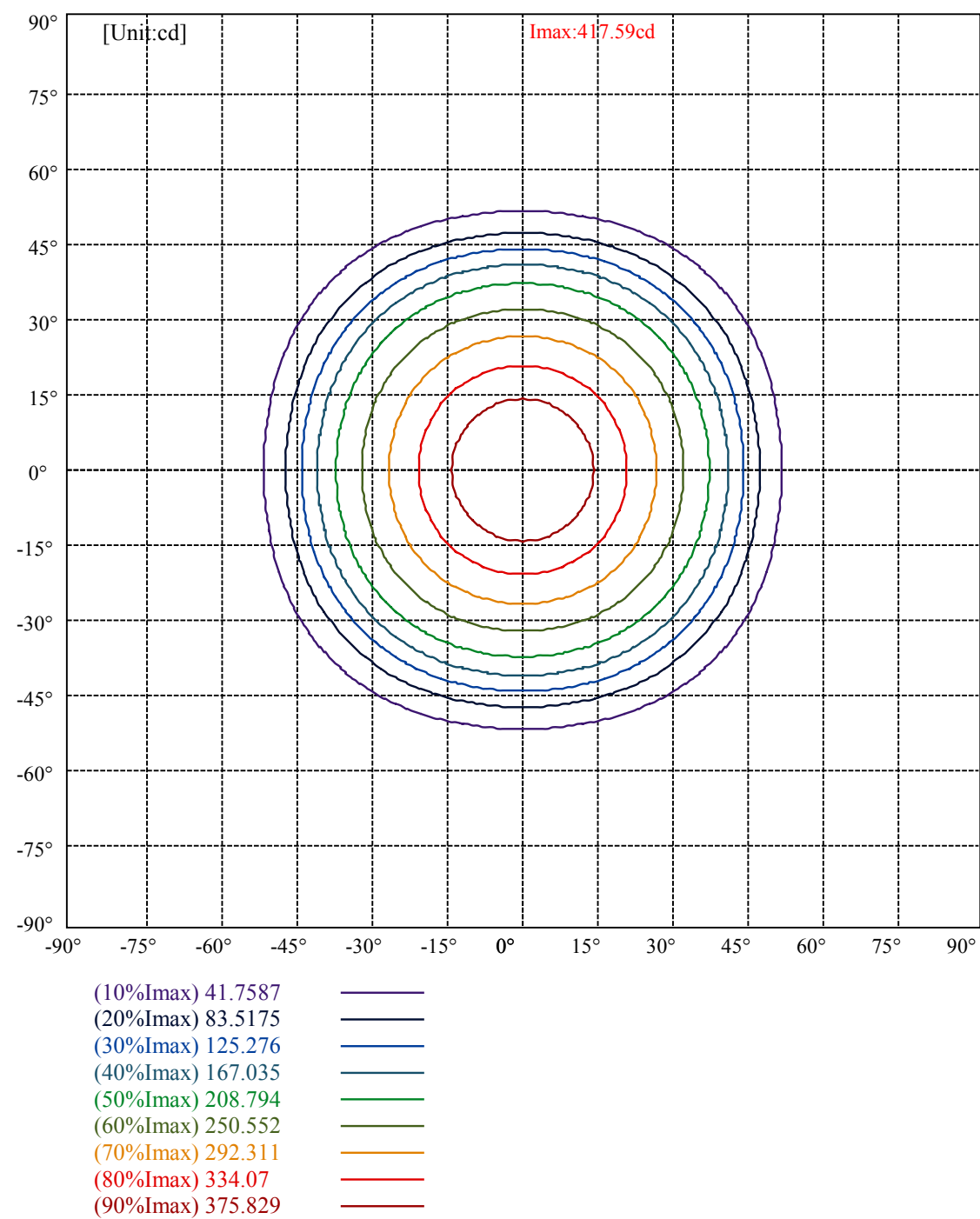
Date: 06/03/2025
Humidity(%): 58.0%

Operator: 01
Distance(m): 6.90





Max , Ave Beam angle of C0 plane 73.59



lumini

Luminance Limiting Curve(no luminous side)

Appendix Page: 5 Total:6

Luminance Table

γ	45	50	55	60	65	70	75	80	85
C0	335	172	97	60	18	15	16	20	33
C45	335	172	97	60	18	15	16	20	33
C90	335	172	97	60	18	15	16	20	33

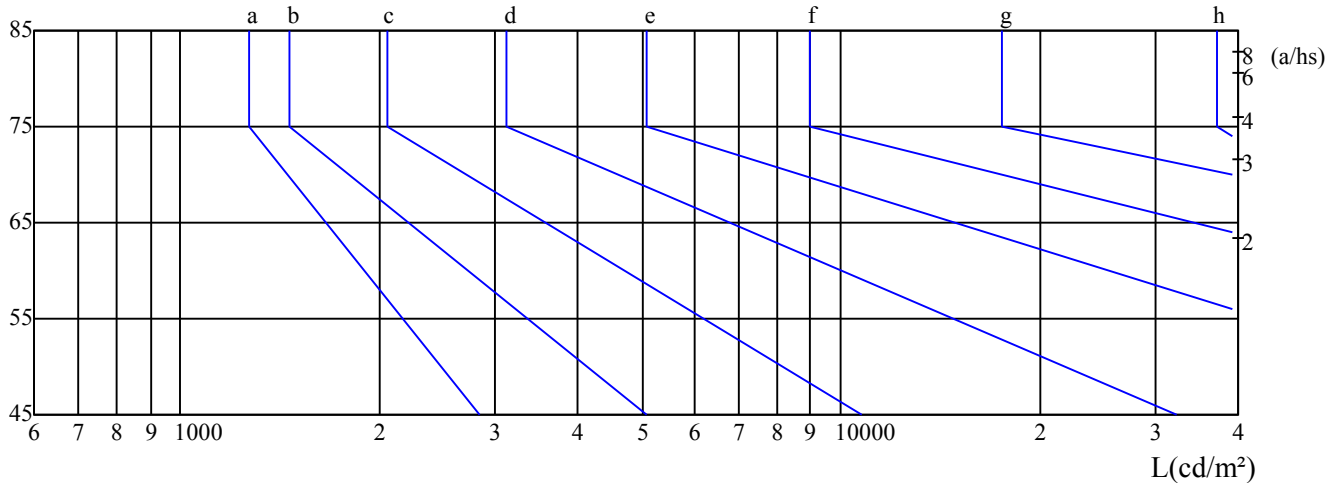
L(Hor)(65)	L(Ver)(65)	L45(65)	L(Hor)(75)	L(Ver)(75)	L45(75)	L(Hor)(85)	L(Ver)(85)	L45(85)
18	18	18	16	16	16	33	33	33

Glare Table

Glare	Quality	Service Values Illuminance(lx)							
1.15	A	2000	1000	500	≤ 300				
1.5	B		2000	1000	500	≤ 300			
1.85	C			2000	1000	500	≤ 300		
2.2	D				2000	1000	500	≤ 300	
2.55	E					2000	1000	500	≤ 300
		a	b	c	d	e	f	g	h

Luminance Limiting Curve

$\gamma(^{\circ})$



C0 —

C45 —

C90 —

Equipment: equipamento lumini
Temperature($^{\circ}\text{C}$): 26.8

Date: 06/03/2025
Humidity(%): 58.0%

Operator: 01
Distance(m): 6.90

Illumination assessment according UGR											
Rf of Ceiling	70	70	50	50	30	70	70	50	50	30	
Rf of Wall	50	30	50	30	30	50	30	50	30	30	
Rf of Floor	20	20	20	20	20	20	20	20	20	20	
Room dimensions		Viewed crosswise					Viewed endwise				
X	Y										
2H	2H	6.28	7.42	6.67	7.77	8.13	6.50	7.64	6.89	7.99	8.35
	3H	6.11	7.12	6.53	7.50	7.89	6.33	7.34	6.75	7.72	8.11
	4H	6.03	6.96	6.46	7.35	7.76	6.25	7.19	6.68	7.58	7.99
	6H	5.97	6.82	6.41	7.23	7.67	6.19	7.04	6.63	7.45	7.89
	8H	5.90	6.72	6.35	7.14	7.59	6.12	6.94	6.57	7.36	7.81
	12H	5.85	6.63	6.30	7.05	7.51	6.07	6.85	6.52	7.28	7.73
4H	2H	6.09	7.02	6.52	7.41	7.82	6.30	7.24	6.73	7.63	8.04
	3H	5.90	6.67	6.35	7.10	7.56	6.11	6.88	6.57	7.31	7.77
	4H	5.85	6.52	6.32	6.97	7.46	6.06	6.73	6.53	7.19	7.68
	6H	5.74	6.33	6.24	6.81	7.31	5.96	6.55	6.46	7.03	7.52
	8H	5.70	6.25	6.21	6.74	7.25	5.92	6.46	6.43	6.95	7.46
	12H	5.67	6.18	6.19	6.66	7.22	5.89	6.40	6.41	6.88	7.43
8H	4H	5.67	6.22	6.19	6.71	7.22	5.89	6.44	6.40	6.92	7.44
	6H	5.55	6.01	6.09	6.52	7.07	5.77	6.22	6.30	6.73	7.28
	8H	5.56	5.96	6.12	6.50	7.04	5.78	6.17	6.34	6.72	7.25
	12H	5.55	5.86	6.11	6.41	6.97	5.76	6.08	6.32	6.62	7.18
12H	4H	5.63	6.13	6.14	6.62	7.17	5.84	6.35	6.36	6.83	7.39
	6H	5.55	5.94	6.10	6.49	7.02	5.76	6.15	6.32	6.70	7.24
	8H	5.52	5.84	6.08	6.38	6.94	5.73	6.05	6.30	6.60	7.15
Variation with the observer position at spacings:											
S = 1.0H		2.2/-5.6					2.2/-5.6				
S = 1.5H		4.0/-9.7					4.0/-9.7				
S = 2.0H		6.2/-11.3					6.2/-11.3				
Standard tables:		BK0					BK0				
Uncorrected UGR		-13.8					-13.8				

依据CIE Publ. 117 计算 UGR, S/H = 0.25